


Fallführung

Eso Es

Mast 1/2



Mast 2/2



Klemmen Backbord






Klemmen Steuerbord



Führung Gennacker und Spi-Baumniederholer



Führung Cockpit



Führung Holepunkte 1/2



Führung Holepunkte 1/2



Führung Baumniedernoler

